

AYGAZ

INVESTOR PRESENTATION

March 2017



CONTENT

A- Overview

B- World LPG market

C- Turkish LPG market & Aygaz

D- The LPG value chain

E- Participation portfolio

F- Natural gas

G- Other participations

H- Financial highlights

I- Disclamier

J- Contacts

K- Appendix

L- Glossary

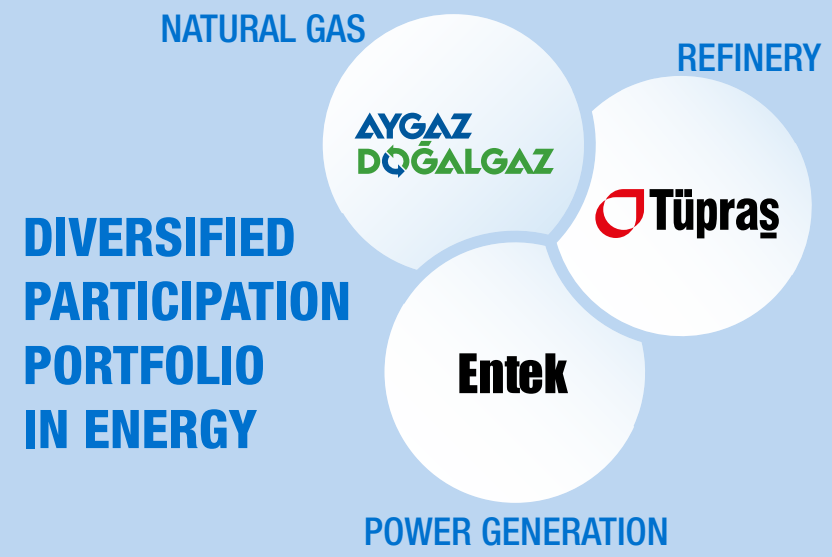
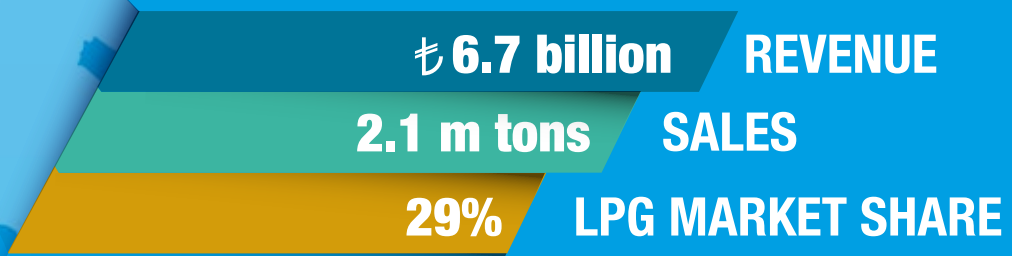


A Aygaz overview



**LEADING
LPG
DISTRIBUTOR
of TURKEY**

2016



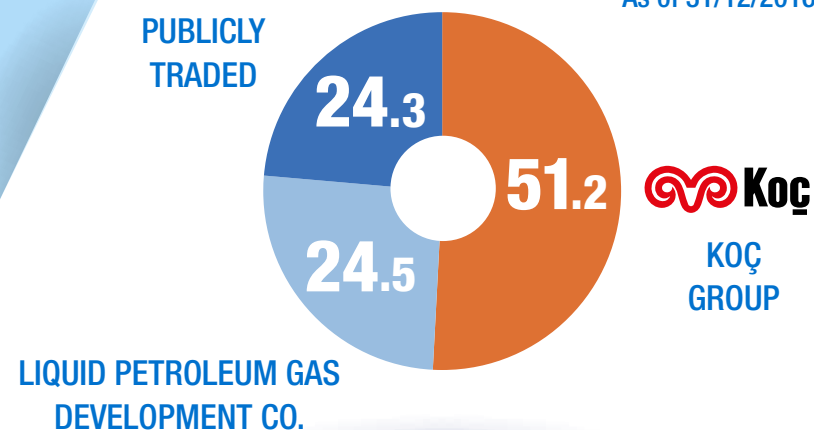
> Overview

SUMMARY FINANCIALS

(Cons. in m TL)	2016	2015	2014	2016-2015 Change
Revenue	6,749	6,420	7,061	5%
EBITDA	394	337	188	17%
Net Profit	416	418	218	-0.6%
EBITDA Margin	6%	5%	3%	+1
Net Profit Margin	6%	7%	3%	-1
Volume (000 tons)	2,109	2,057	1,791	3%

SHAREHOLDERS (%)

As of 31/12/2016



> Core business - LPG distribution

Generic brand for LPG

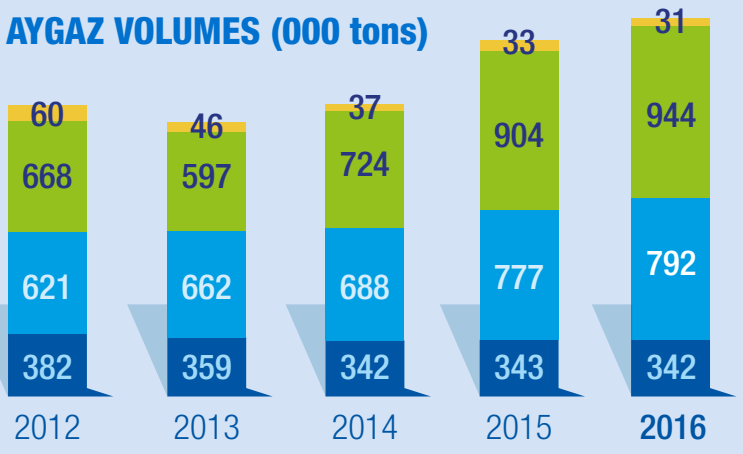
**13th largest industrial company of Turkey, as of 2015
with 55 years of history**

Most preferred LPG brand in Turkey since its foundation

Market leader with 3 brands

AYGAZ Mogaz Lipetgaz

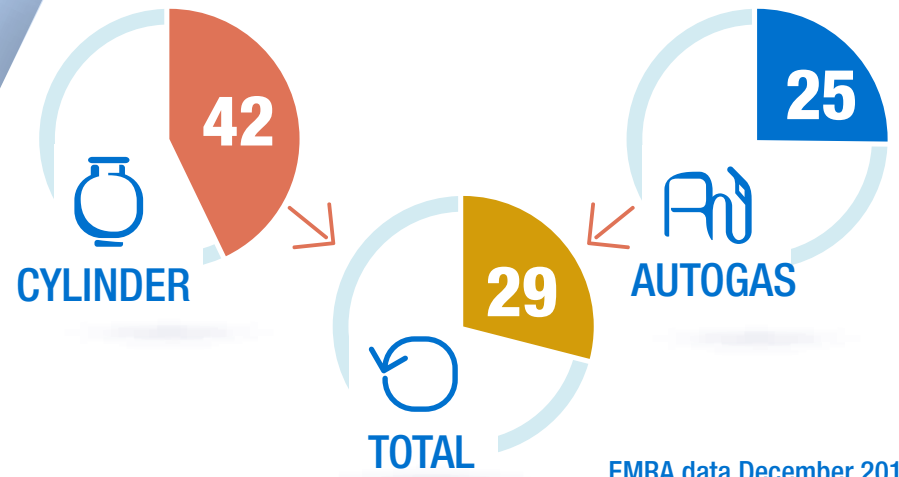
AYGAZ VOLUMES (000 tons)



■ CYLINDER ■ AUTO ■ OTHER (wholesale & export & P. Chemicals)
 ■ BULK

EMRA, Aygaz


MARKET SHARES (%)



EMRA data December 2016

B World LPG market

WORLD LPG CONSUMPTION (m tons)



- Fastest growing energy source after renewable energy
- 300 billion USD business size worldwide
- Sources of LPG production;

62%

NATURAL GAS

38%

CRUDE OIL

LPG AS A COMMODITY



Mixture of hydrocarbons (Butane and Propane)



Portable and versatile



Low GHG emission; Eco-friendly



Diversity of supply sources; Abundant reserves

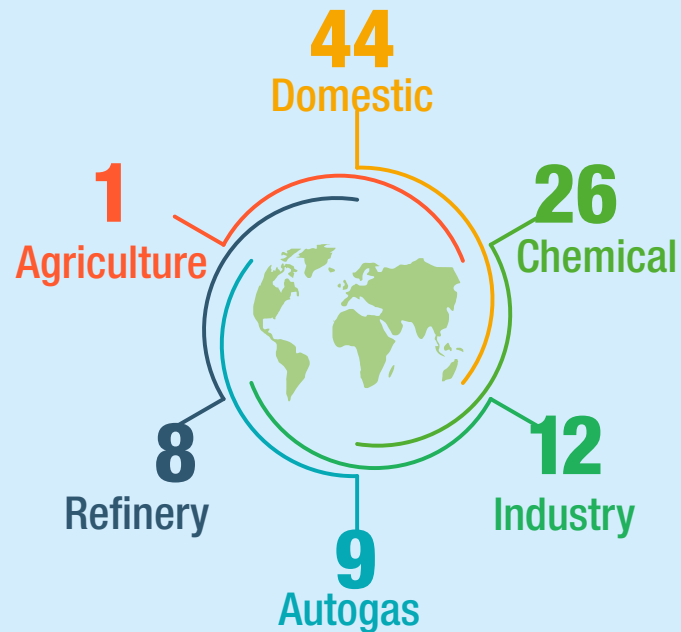


Cleaner, safer and cheaper at home & transportation

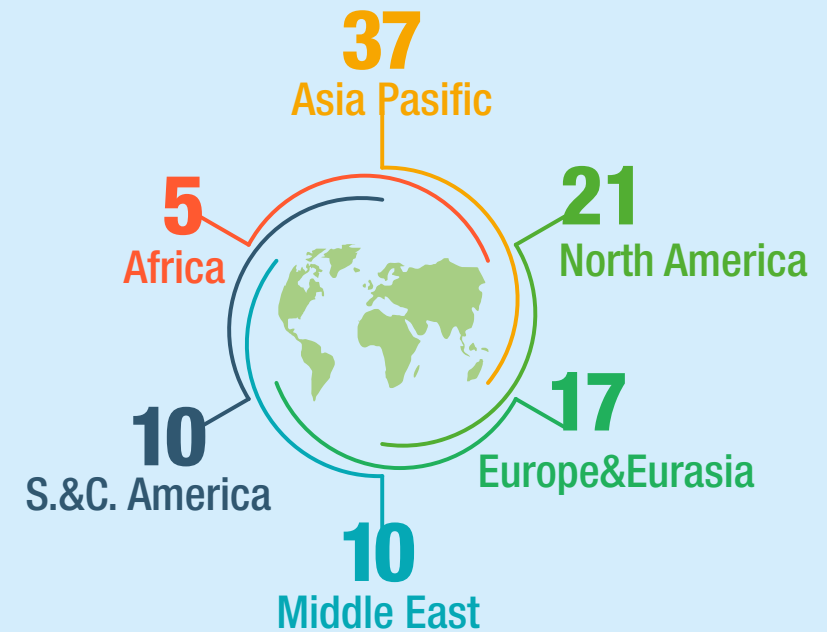
WLPGA Statistical Review of Global LP Gas Report, 2016

> World LPG consumption

**World LPG Consumption
By Sector 2015 (%)**

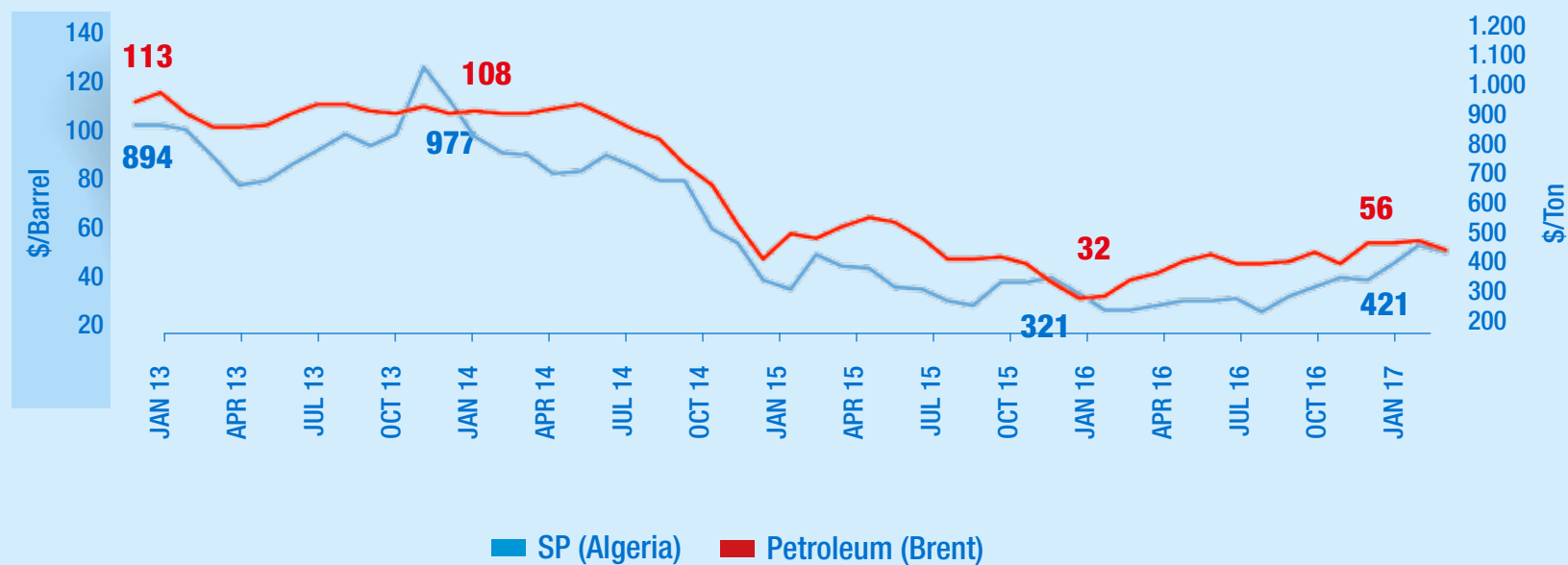


**World LPG Consumption
By Region 2015 (%)**



WLPGA Statistical Review of Global LP Gas Report, 2016

> LPG price versus brent

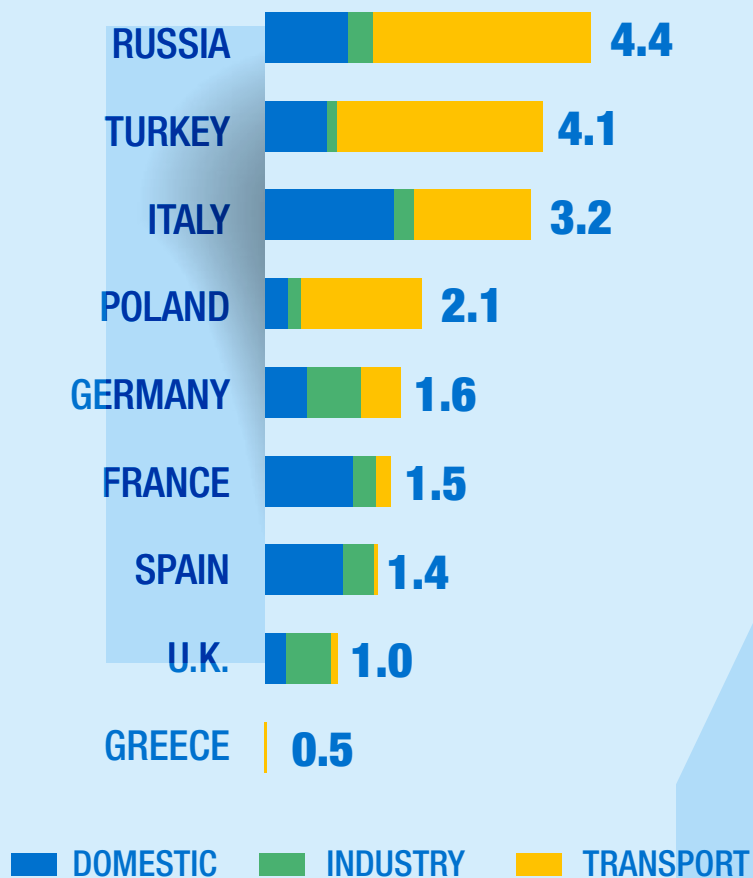


- There is a correlation with LPG and petroleum price
- Seasonality can also affect LPG price
- After the recent OPEC meeting, both crude and LPG prices are in upward trend

Sonatrach / Market data

C Turkish LPG market

EUROPE (m ton)



WLPGA Statistical Review of Global LP Gas Report, 2016

4.1 m tons #3* in Europe #15 in the World

~80 distribution companies

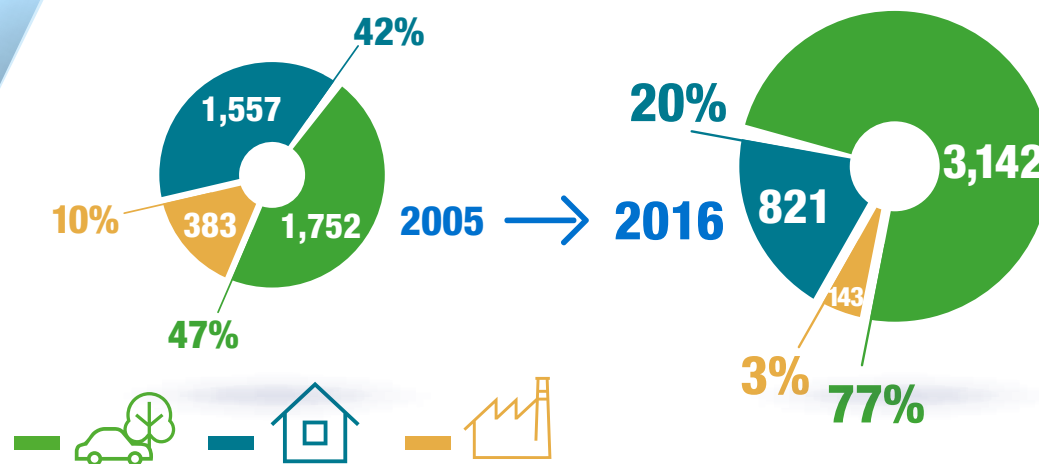
Leading 3 players in the cylinder market and first 8 players in the autogas market hold over 80% of the total market

Serving; • 7.5 m houses • 4.4 m cars

Liberal market with regulatory body-EMRA

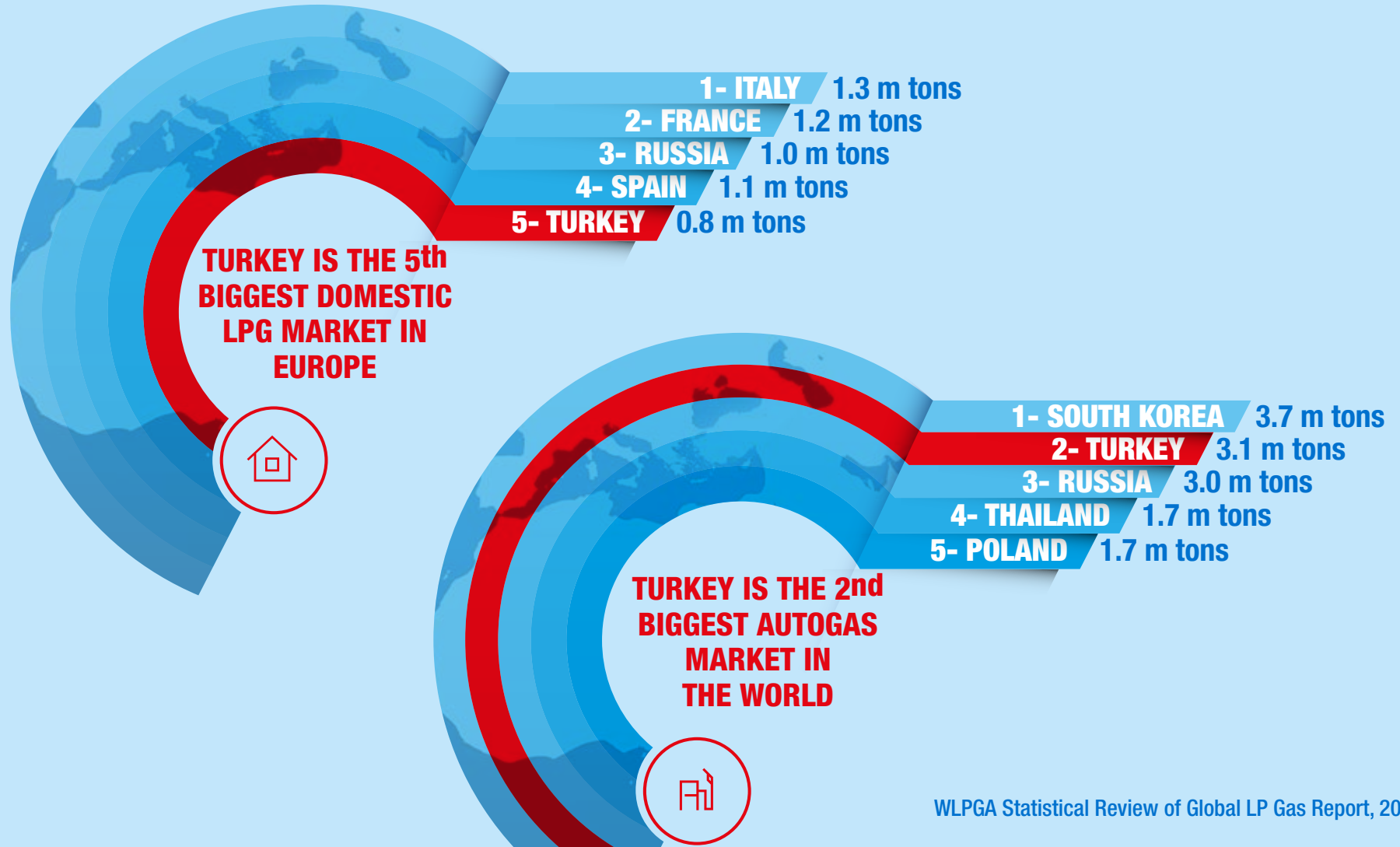
* When P. chemical consumption is included

EVOLVING FROM CYLINDER TO AUTO (000 tons)



EMRA data

Turkish LPG market ranking



WLPGA Statistical Review of Global LP Gas Report, 2016



AYGAZ

201

AYGAZ

202

202

TEHLİKELİ VE YANICI MADDE 2001
ATEŞLE YAKLAŞMA
SİGARA İÇİLMEZ



AYGAZ


3235

35 N 1172

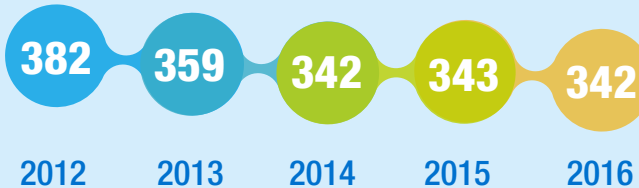
Cylinder market starting to stabilize

CYLINDER MARKET

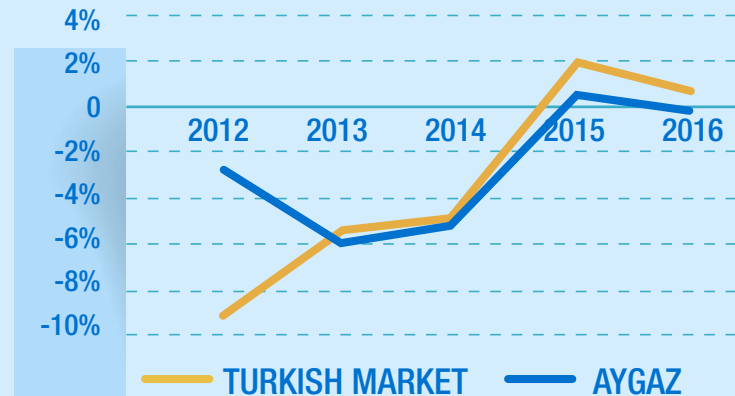
Turkish market



Aygaz



CYLINDER YoY CHANGES



Growth signals for the first time after 15 years of contraction in 2015

Factors affecting cylinder market;

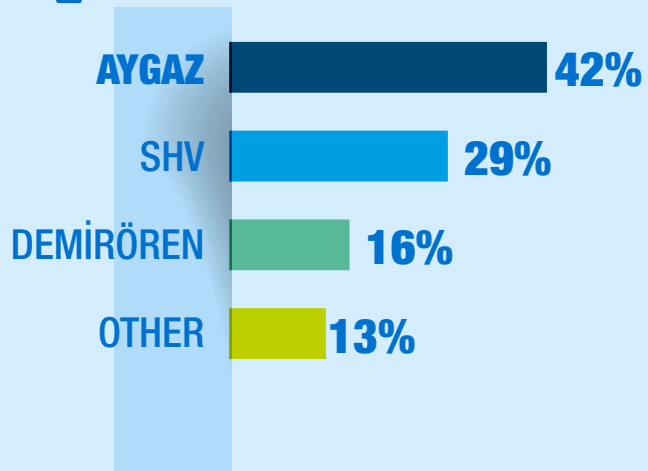
- Slow down of expansion in natural gas grid
- Low LPG prices supported demand stability
- Population upsurge due to Syrian refugees (approx. 3 m people)

EMRA data

> Aygaz; leading cylinder market since its foundation



CYLINDER MARKET SHARES



- Generic brand
 - Market maker
 - Largest dealer network with highest sales efficiency
 - 60% market share in residential use
 - Fully integrated production cycle; Cylinder and gas appliances factory in Gebze plant
 - Aygaz Ekspres; digital solutions for optimizing dealers' business&delivery
- Aiming to maximize customer satisfaction&loyalty

2016	Number of Dealers	Sales Volume (tons)	Avg dealer sales (tons)
Aygaz cylinder dealers	2,192	342,050	156

*EMRA data



AYGAZ

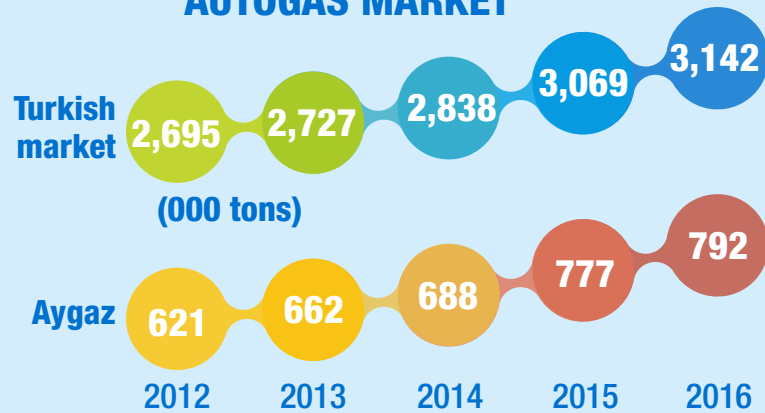
AYGAZ

AYGAZ
AYGAZ
AYGAZ

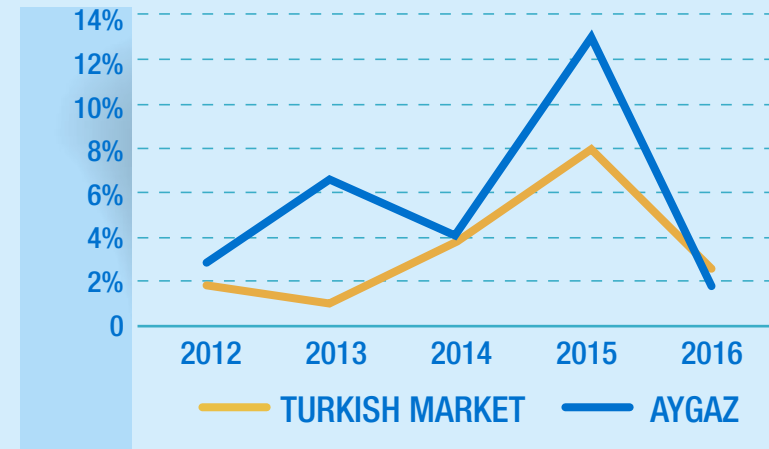
AYGAZ

> Autogas market keeping its steady growth

AUTOGAS MARKET



AUTOGAS YoY CHANGES



Steady growth since 2003

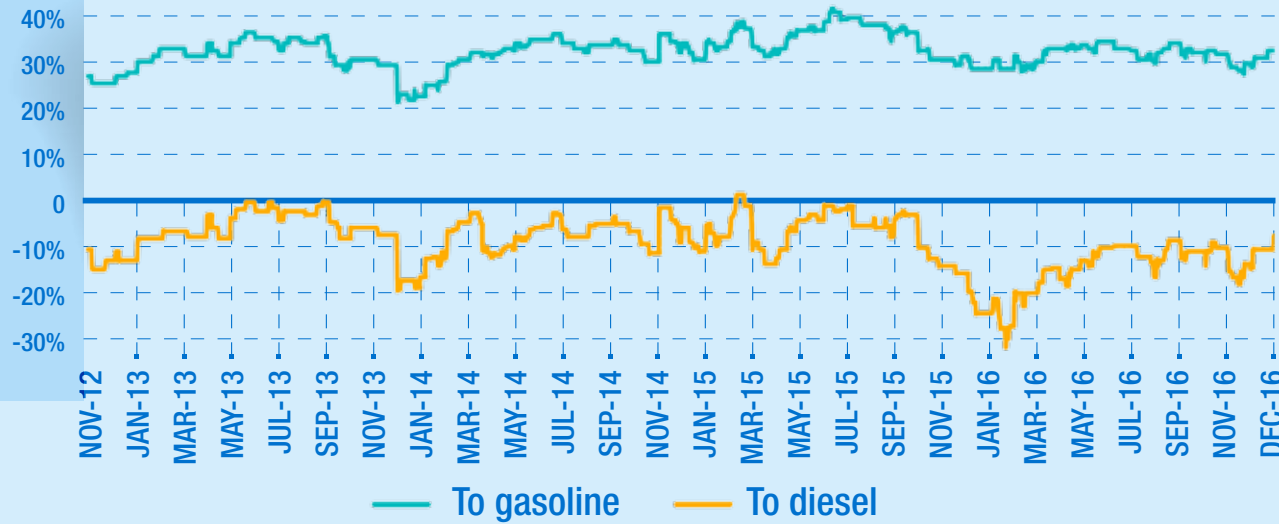
Factors affecting autogas market;

- Offers 30%+ economical advantage to gasoline
- International&local players in a price competitive environment
- Strong and regulated conversion business supports autogas car park growth
- Guaranteed conversion support from car manufacturers is progressing

EMRA data

> Economy of autogas

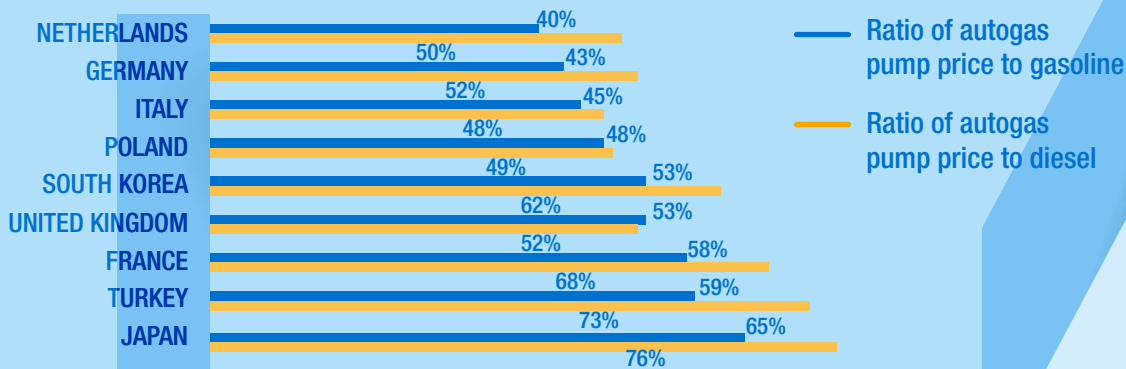
PRICE ADVANTAGE OF AUTOGAS



30%+

price advantage to gasoline

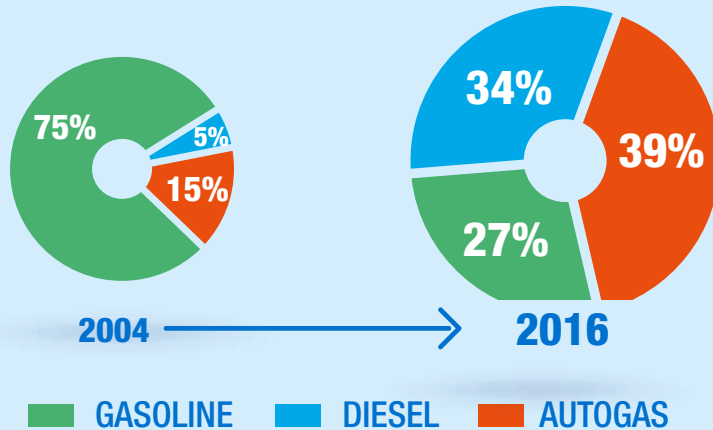
PUMP PRICE OF AUTOGAS ACROSS THE WORLD*



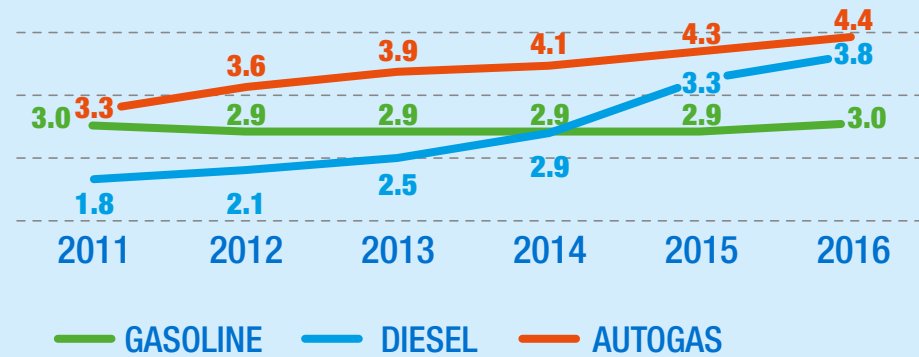
*WLPGA Statistical Review of Global LP Gas Report, 2016

> Autogas; most widely-used passenger car fuel of Turkey

RATIO OF CARS REGISTERED TO TRAFFIC ACC. TO FUEL TYPE



TURKISH CAR PARK (m cars)



- Most widely-used passenger car fuel since 2011
- With 4.4 million cars, 4 out of 10 passenger cars run on LPG
- Largest LPG vehicle fleet in the world; 16% of the world
- 10,000+ autogas stations all over Turkey

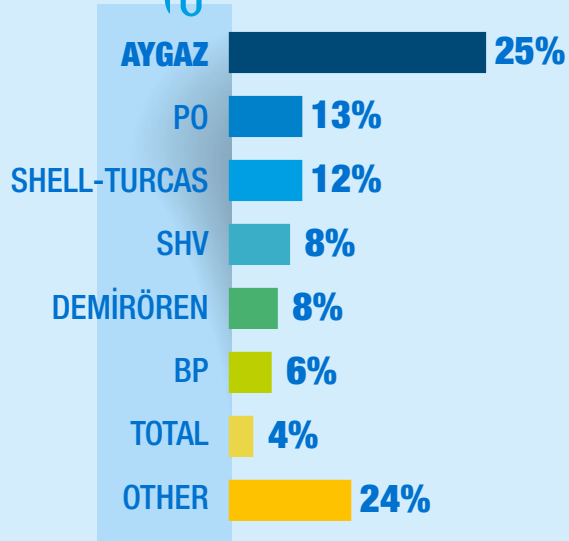
CAR OWNERSHIP PER PERSON



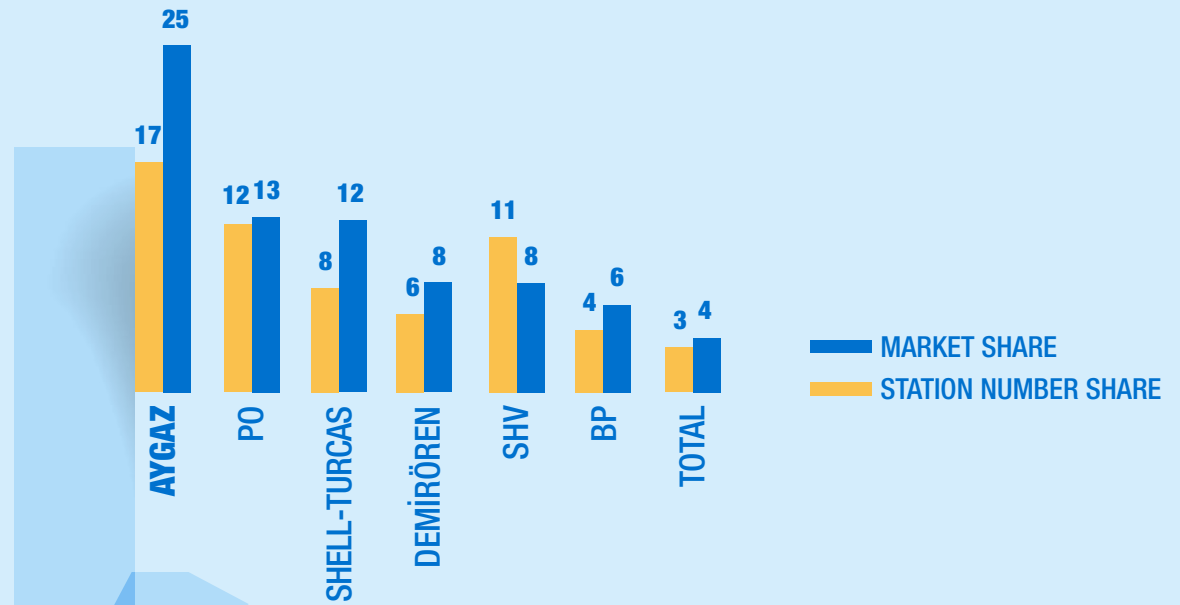
Turkstat, Eurostat

Aygaz; leader of World's second biggest Autogas Market

AUTOGAS MARKET SHARES



MARKET SHARE & STATION NUMBER SHARE (%)



- Largest dealer network with highest sales efficiency
- Creating network synergy with sister company Opet
- Core business is LPG unlike fuel distributors

2016	Number of Dealers	Sales Volume (tons)	Avg dealer sales (tons)
Aygaz autogas dealers	1,741	791,758	455

EMRA data

> Autogas car park growth

160,000



**conversions
per year**

1,000+ conversion points

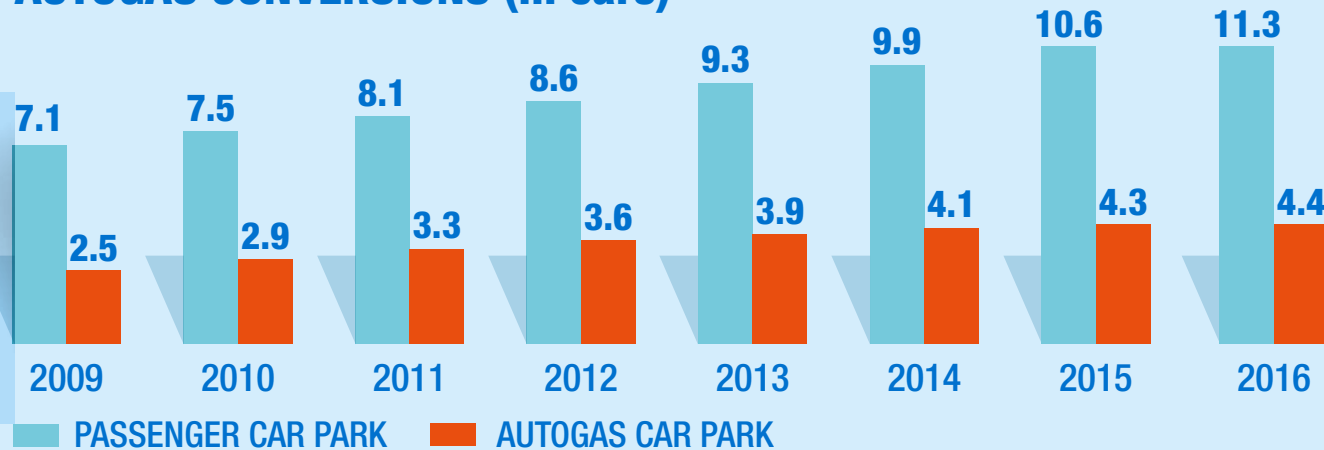
\$500 average initial cost

Payback in 15,000 km

OEM; original equipment manufacturer

- Some major car manufacturers are providing guaranteed conversion currently

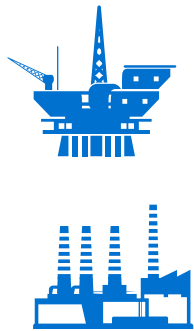
AUTOGAS CONVERSIONS (m cars)



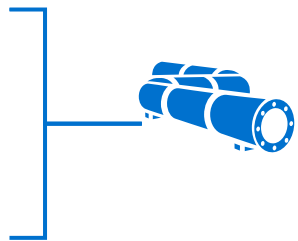
Turkstat



The LPG value chain



Supplying 2 million tons of LPG



Moving&floating storage capacity of 45,000 m3



4 LPG ships belonging to the fleet of Anadoluhisari Tankercilik

Fixed storage capacity of 178,400 m3 via 23 facilities



Gebze Facility Exports of cylinders and gas devices



195 cylinder vehicles

2,192 cylinder gas dealers



~200 tankers



1,741 auto gas stations
1,000,000 + vehicles using Aygaz Euro LPG+



3,500+ bulk gas clients



As of end of 2016

> Competitive Supply Chain



BIG PLAYER

- #1 purchaser in Mediterranean
- #1 importer in Turkey
- #1 FOB player in Black Sea
- #1 exporter in Turkey
- #1 storage owner in Turkey (~31% of TR)



ADVANCED MODEL

- Direct imports to 6 different locations
- Most diversified supply portfolio in Turkey
 - Diversified supplier & origins
 - Diversified supply pattern (ex-refinery, FOB, CIF)
- Only company in Med capable of discharging a VLGC in single port
- 300+ shipments throughout the year



FLEET MANAGEMENT

- Top-notch LPG fleet owner
- Total capacity: 33,800 cbm, Average age: 12 yrs
- Single LPG vessel charterer (in/out) in Turkey
- Reduces logistics costs
- Provides flexibility in sourcing and inventory management



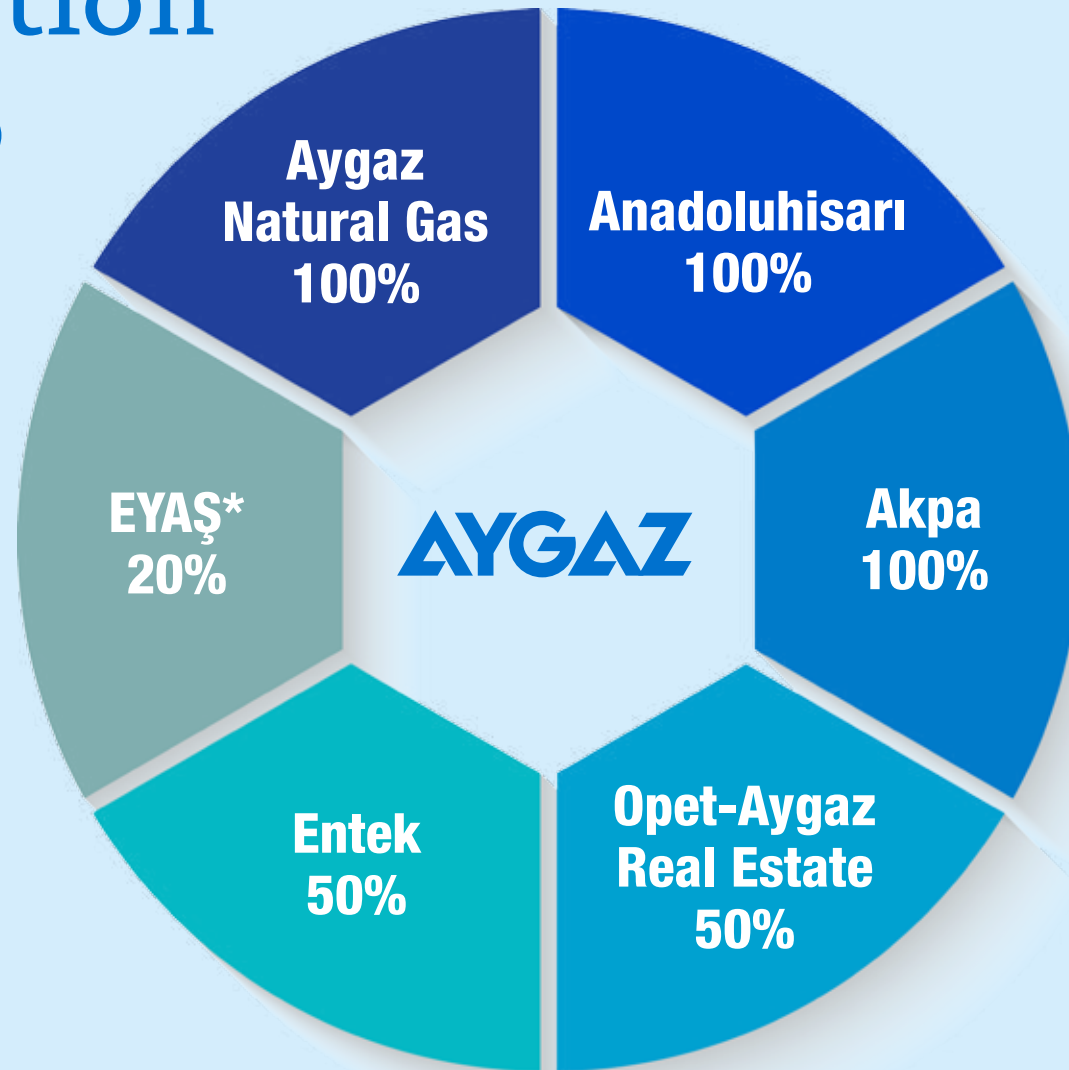
OVERLAND TRANSPORTATION

- Biggest LPG truck fleet in Turkey
- >500 vehicles
- Transporting 1.6 million ton/year
- 50 million km/year



E

Participation Portfolio



*EYAŞ owns 51% of the shares of TÜPRAŞ

F Natural gas



LNG SALES



Transportation and regasification



19% market share, 300 industrial customers

2016

sales: ~100 mcm

PIPELINE NATURAL GAS SALES



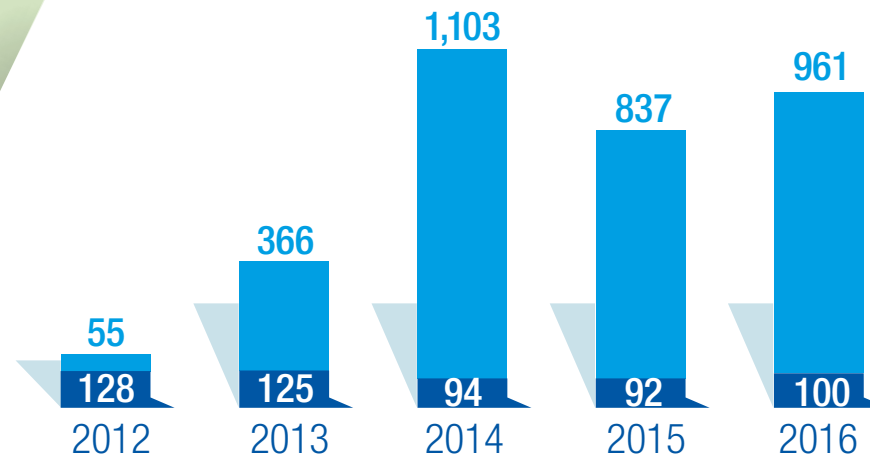
Started in 2010

2016 sales: ~950 mcm

PROJECTS

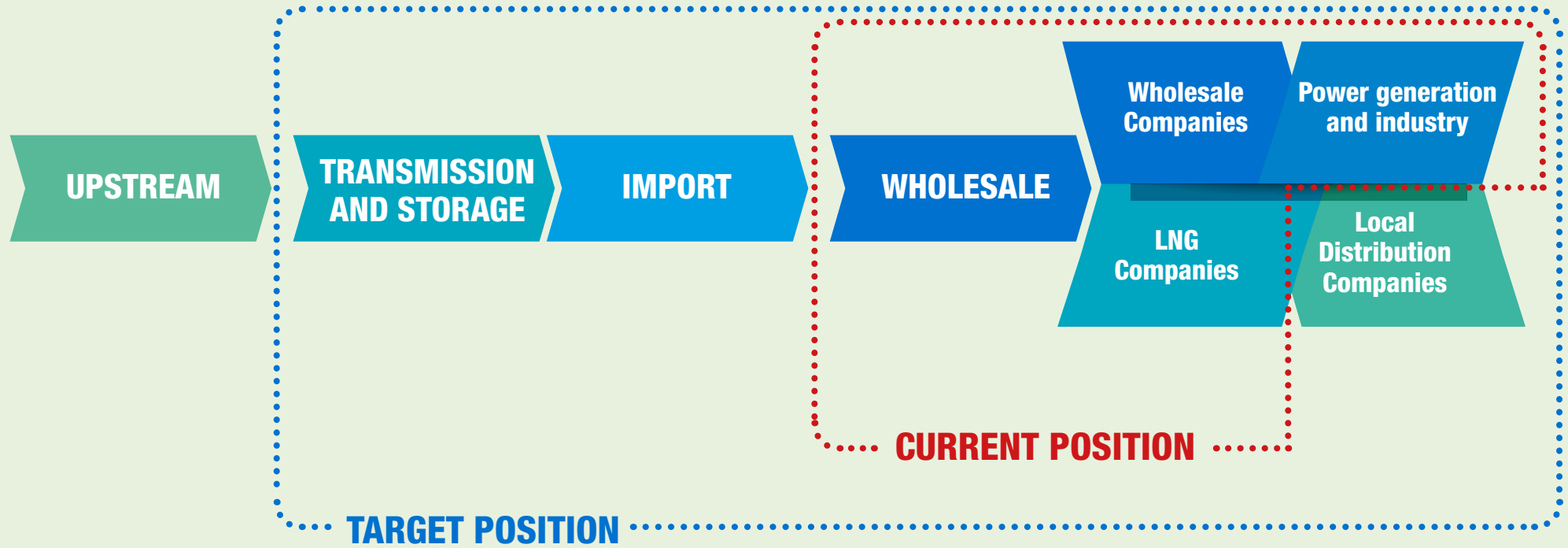
LNG & Pipeline gas import

SALES VOLUME (mcm)



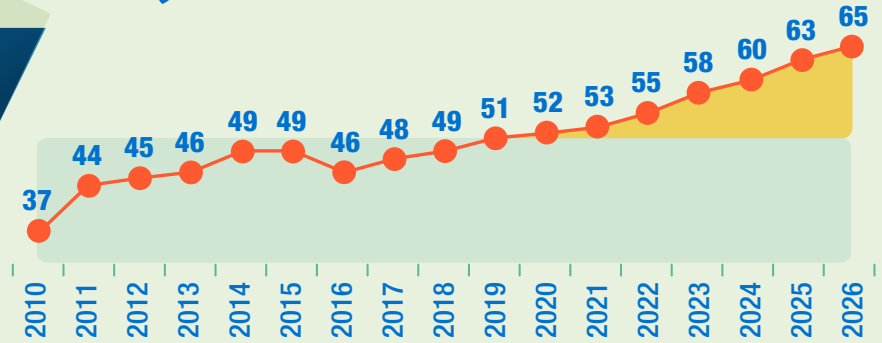
■ LNG SALES ■ PIPELINE SALES

> Natural gas STRATEGY



> Natural gas market dynamics

- Liberalization process still continues; only 20% of the market is composed of private sector.
- Natural gas consumption of Turkey is expected to reach 65 bcm in 2026.
- Turkey needs additional gas entry for the following 10 years especially in winter time peak demands.
- LNG is widely used to ensure supply diversity, security and flexibility in Europe.
- Turkey needs new LNG regasification terminal and underground storage investments

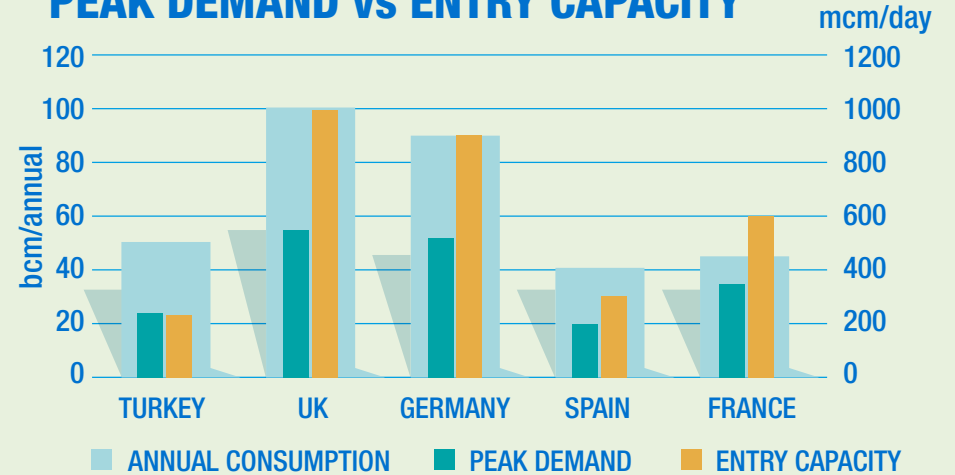


Expected 2026 Consumption 65 bcm
Expected 2026 Additional Gas Requirement 14 bcm

TURKISH NATURAL GAS SUPPLY/DEMAND



PEAK DEMAND vs ENTRY CAPACITY



Botaş & Aygaz

G

Other participations

POWER GENERATION

İzmit NGCC: **157 MW**

3 hydro assets: **62 MW**

Kepezkaya HEPP (Karaman) 28 MW

Damlapınar HEPP (Karaman) 16 MW

Kumköy HEPP (Samsun) 18 MW

Entek

SALES AND MARKETING

Direct sale of cylinder gas and carboy water throughout Turkey

Fuel trade at its fuel stations

akpa

STRATEGY

Selective growth depending on opportunities and liberalization in the market

OPET AYGAZ GAYRİMENKUL


Founded in 2013 as a 50-50 partnership with Opet to purchase real estate and manage or lease these properties as fuel or autogas stations

Currently owns 18 stations



> Aygaz key takeaways

**Consistent
Market
Leader**



**Brand
Power**

**Long-term
Strategy
Builder**



**Diversifier &
Portfolio
Investor**

**Strong Sales &
Logistics Network**

**Financial
Strength**

STRATEGIC PRIORITIES

Sustain its market leadership in LPG through;

- Product differentiation and innovation for autogas
- Further penetration by opening new autogas stations
- Growth prospects for cylinder gas in rural Turkey

Utilize and enhance its asset portfolio through;

- New acquisitions, mergers and investments
- On Natural Gas side, to become an importer and a significant player in wholesale market

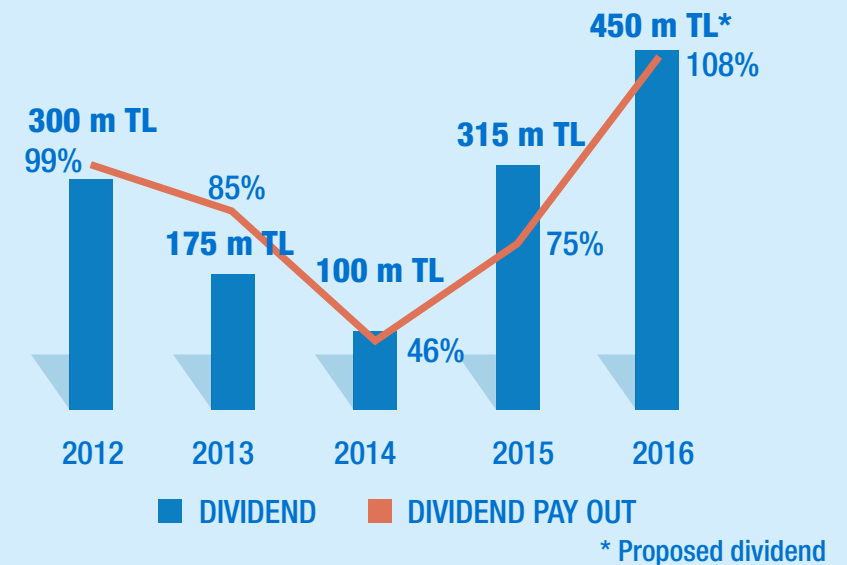
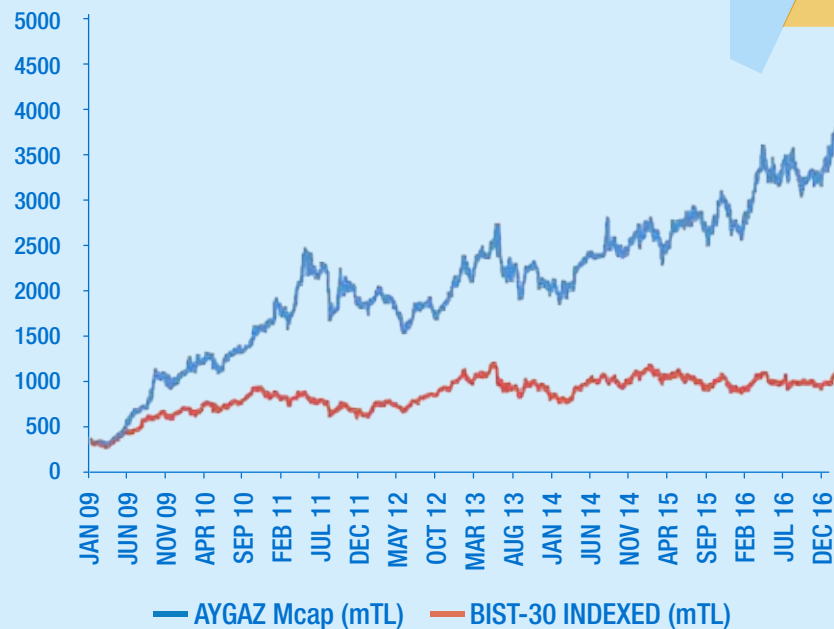
> Shareholder value

CONTINUOUS OUTPERFORMER OF BIST 30

BIST Code	AYGAZ
Bloomberg Code	AYGAZ.TI
Reuters Code	AYGAZ.IS
IPO Date	13.01.1988
Free float rate	24.3%

STRENGTHS

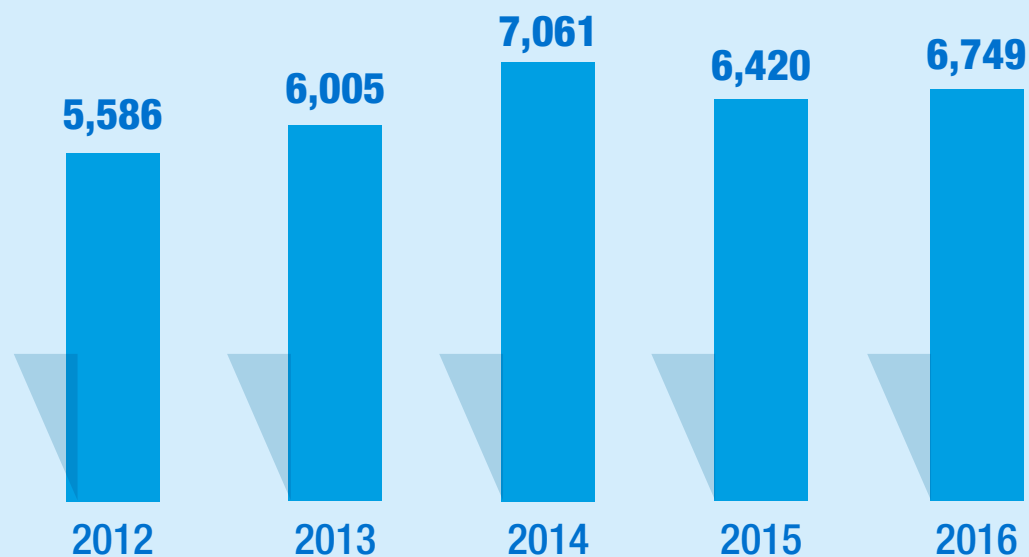
- Sustainable operating profitability from core business; LPG
- Resistant to economic fluctuations and crises
- High dividend payments
- Corporate governance practices at international standards;
 - SAHA Corporate Governance and Credit Rating Services announced Aygaz's corporate governance rating score as 9.36 on July 1, 2016



H

Financial highlights

SALES REVENUE (m TRY)

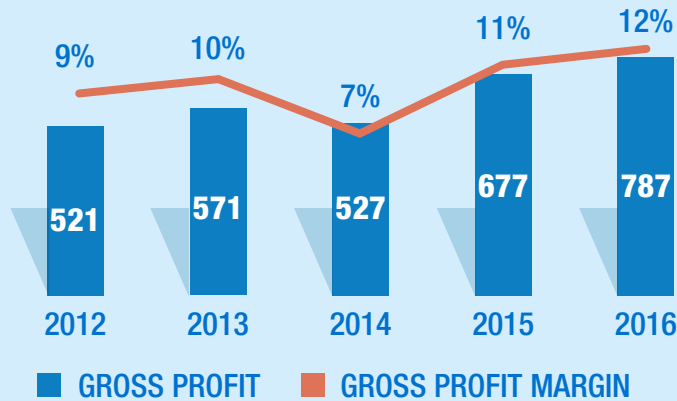


Sales revenue figure fluctuations are mainly due to;

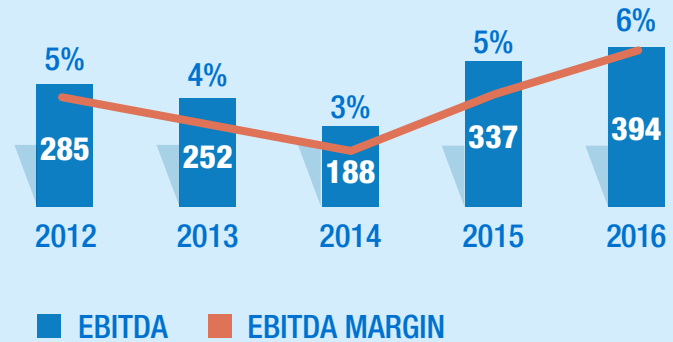
- FX rate changes
- Commodity price changes

> Financial highlights

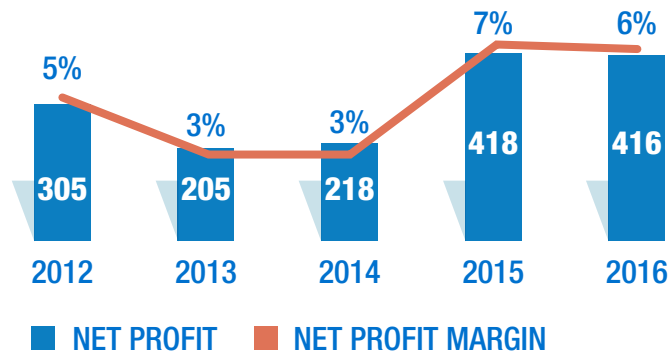
GROSS PROFIT AND GPM



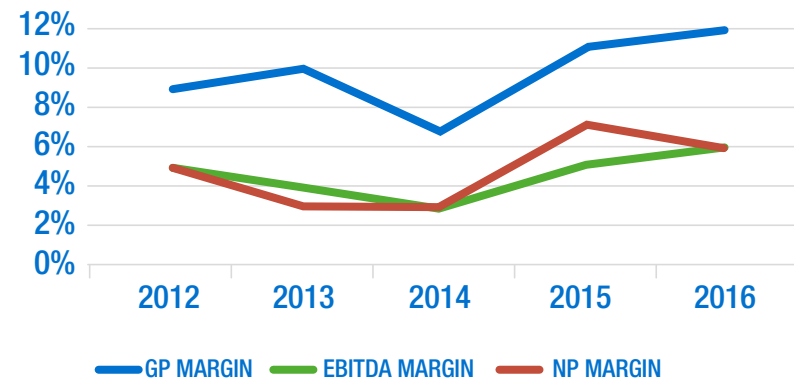
EBITDA AND EBITDA MARGIN



NET PROFIT AND NPM



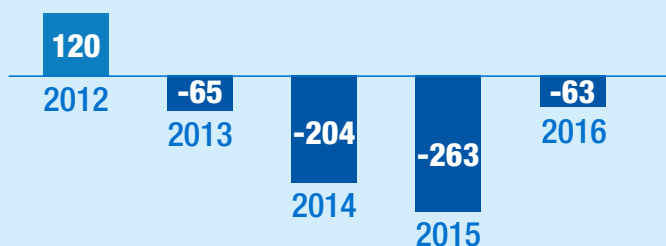
PROFIT MARGINS




Bars: m TRY figures
Lines: % figures

Financial highlights

NET CASH (m TL)



WORKING CAPITAL (m TL)



■ TRADE PAYABLES

■ TRADE RECEIVABLES

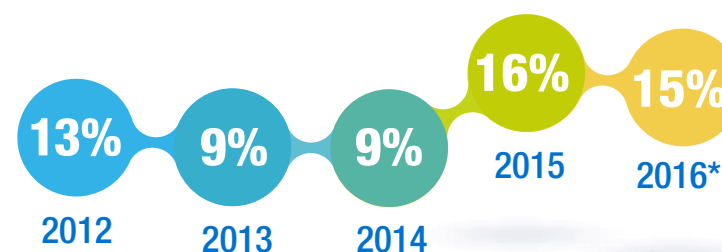
■ INVENTORY

■ WORKING CAPITAL

CURRENT RATIO



RETURN ON EQUITY



*Rolling basis

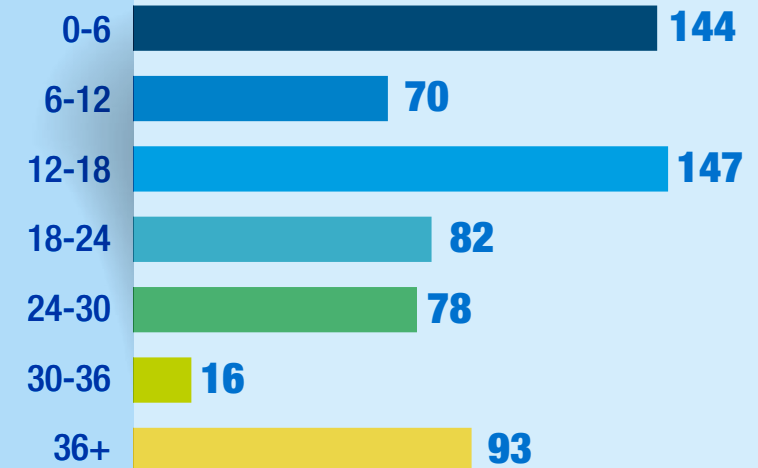
> Financial highlights

DEBT PROFILE AS OF 31/12/2016 (m TL)

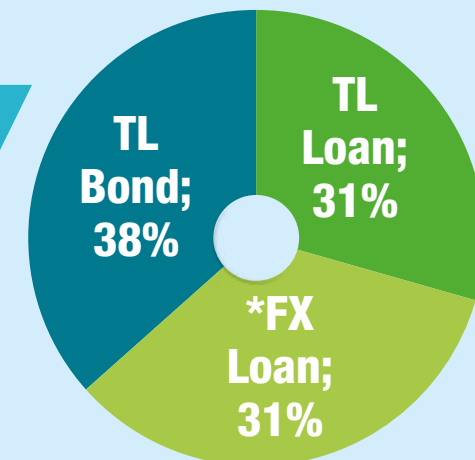
	2015	2016
ST Borrowings	66	1
Current portion of LT Borrowings	182	229
LT Borrowings	303	400
Total Debt	551	630
Cash and cash equivalents (-)	289	568
= Net Debt	263	63

ST: Short-term LT: Long-term

MATURITY PROFILE (Months)



CREDIT RATING: Following the comparative analysis of the sector and examination of financial/operational risks carried by the Company, as well as its domestic market position by SAHA Corporate Governance and Credit Rating Services, AYGAZ received a long term rating of (TR) AAA and a short term rating of (TR) A1+ and outlook as stable on July 1, 2016.



* FX position is actively monitored and managed including derivatives.

I Disclaimer

This presentation contains forward-looking statements that reflect the company management's current views with respect to certain future events. Although it is believed that the expectations reflected in these statements are reasonable, they may be affected by a variety of variables and changes in underlying assumptions that could cause actual results to differ materially. Neither Aygaz nor any of its directors, managers or employees nor any other person shall have any liability whatsoever for any loss arising from use of this presentation.

J Contacts

investor@aygaz.com.tr

Ferda Erginođlu, CFO

ferda.erginoglu@aygaz.com.tr
+90 212 354 1764

Őebnem Yücel, Finance Manager

sebnem.yucel@aygaz.com.tr
+90 212 354 1510

Selin Sanver, Investor Relations Manager

selin.sanver@aygaz.com.tr
+90 212 354 1659

www.aygaz.com.tr

K

Appendix

1 Income statement summary

(m TRY)	2012	2013	2014	2015	2016
Sales Revenue	5,586	6,005	7,061	6,420	6,749
COGS	(5,065)	(5,434)	(6,534)	(5,743)	(5,962)
Gross Profit	521	571	527	677	787
Operating Profit	206	170	104	250	308
Profit Before Tax	345	237	237	458	469
Net Profit	305	205	218	418	416
EBITDA	285	252	188	337	394
GP margin	9%	10%	7%	11%	12%
OP margin	4%	3%	1%	4%	5%
NP margin	5%	3%	3%	7%	6%
EBITDA margin	5%	4%	3%	5%	6%

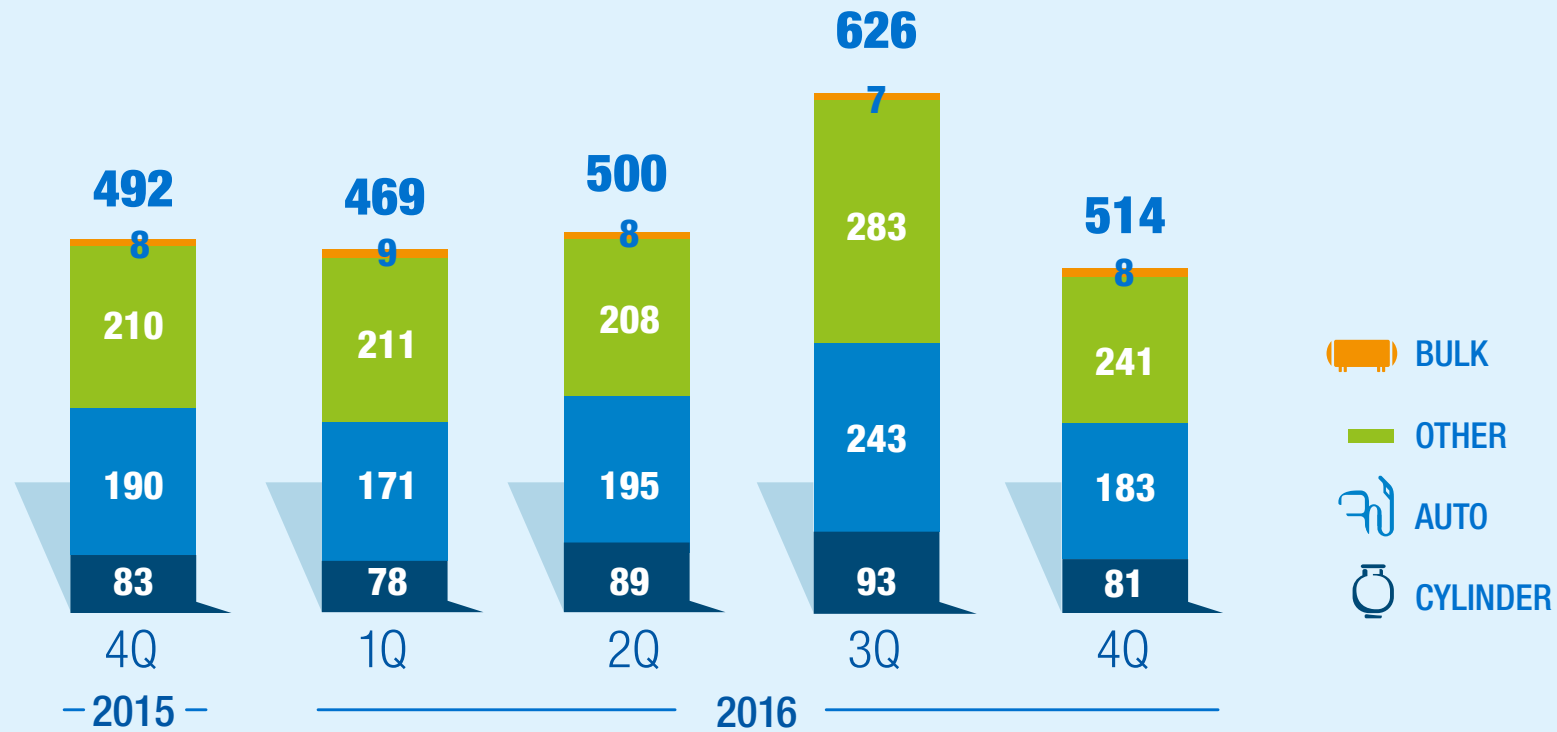
2 Balance sheet summary

(m TRY)	2012	2013	2014	2015	2016
Cash & Cash Eq.	125	173	161	289	568
Trade Receivables	304	367	390	483	475
Inventories	213	276	110	186	267
Participations	1,230	1,377	1,677	1,867	1,922
Prop. Plant & Eq.	595	589	585	651	658
Financial Debt	(6)	(238)	(365)	(551)	(630)
Trade Payable	269	376	319	372	471
Equity	2,381	2,244	2,359	2,611	2,742
Total Assets	2,956	3,188	3,412	3,916	4,314
Net Cash	120	(65)	(204)	(263)	(63)
Working Capital	248	267	182	297	271

3 2016 / 4Q income statement summary

Million TL	4Q16	3Q16	Change	4Q16	4Q15	Change
Revenues	1,844	1,845	-	1,844	1,606	15%
Gross Profit	201	217	-7%	201	187	7%
Operating Profit	75	85	-11%	75	95	-21%
Profit Before Tax	158	132	20%	158	164	-4%
Net Profit	139	119	17%	139	146	-4%
EBITDA	97	106	-9%	97	116	-17%
MARGINS						
Gross Profit M.	11%	12%	-1	11%	12%	-1
Operating Profit M.	4%	5%	-1	4%	6%	-2
Profit Before Tax M.	9%	7%	+2	9%	10%	-1
Net Profit M.	8%	6%	+2	8%	9%	-1
EBITDA M.	5%	6%	-1	5%	7%	-2

4 2016/ 4Q Aygaz LPG sales



4Q sales volumes were realized as

- 183 thousand tons in Autogas (-4% YoY)
- 81 thousand tons in Cylinder Gas (-1.6% YoY)

L

Glossary

LPG	Liquid Petroleum Gas
EMRA	Energy Market Regulatory Authority
WLPGA	World LPG Association
SP	Sonatrach Price
PETDER	Petroleum Industry Association
FOB	Free On Board
CIF	Cost, Insurance & Freight
Med	Mediterranean
VLGC	Very Large Gas Carrier
EYAŞ	Enerji Yatırımları A.Ş.
LNG	Liquid Natural Gas
Mcm	Million Cubic Meters
Bcm	Billion Cubic Meters
NGCC	Natural Gas Combine-Cycle
MW	Megawatt (one million watts)
BIST	Borsa Istanbul (Istanbul Stock Exchange)
IPO	Initial Public Offering
GHG	Greenhouse Gas Protocol